



Circuit of Brands Hatch
On July, 23 - 24

Free Practices 2 RESULTS

Ord.	Nº	Driver	Nat.	Primary Sponsor	Laps	Best	Time	Gap	Interval	Km/h
1	12	Kelvin Snoeks	NED	HDI - Gerling	20	12	1'17.568			171.860
2	4	Mirko Bortolotti	ITA	Bortolotti Construzioni	18	16	1'17.570	0"002	0"002	171.856
3	9	Mihai Marinescu	ROM	Brasov Romania	22	22	1'17.600	0"032	0"030	171.789
4	11	Jack Clarke	GBR	APO / KSS	23	21	1'17.849	0"281	0"249	171.240
5	15	Ramon Piñeiro	ESP	Movimiento I'm Possible	19	19	1'17.865	0"297	0"016	171.205
6	18	Tobias Hegewald	DEU	Team Silverlining Convergence	19	19	1'17.868	0"300	0"003	171.198
7	42	Jordan King	GBR	Hugo Boss	20	12	1'17.968	0"400	0"100	170.978
8	6	Miki Monras	ESP	Paddock Boulevard	22	22	1'17.984	0"416	0"016	170.943
9	28	Benjamin Lariche	FRA	Quick	18	18	1'18.040	0"472	0"056	170.821
10	21	Thiemo Storz	DEU	Darsena Management	22	21	1'18.382	0"814	0"342	170.075
11	3	Armaan Ebrahim	IND	JK Racing	23	15	1'18.564	0"996	0"182	169.681
12	10	Maxim Snegirev	RUS	Klaxon	24	20	1'18.714	1"146	0"150	169.358
13	16	Mikkel Mac	DEN	BM Steel Construction	20	20	1'18.763	1"195	0"049	169.253
14	19	Christopher Zanella	CHE	Star	23	17	1'18.839	1"271	0"076	169.089
15	2	James Cole	GBR	Comma	24	12	1'18.878	1"310	0"039	169.006
16	8	Plamen Kralev	BUL	M-tel	22	21	1'18.951	1"383	0"073	168.850
17	33	Parthiva Sureshwarer	IND	Lycamobile	23	22	1'19.048	1"480	0"097	168.642
18	13	Jose Luis Abadin	ESP	Racing for Galicia	22	22	1'19.358	1"790	0"310	167.984
19	5	Alex Brundle	GBR	GAC	3	3	1'20.190	2"622	0"832	166.241
20	30	Sunghak Mun	KOR	Sung Kyun Kwan University	12	7	1'20.698	3"130	0"508	165.194

Circuit of Brands Hatch on July 22, 2011

At 16:12

RACE DIRECTOR

TIMEKEEPER



Santisima Trinidad 30 28010 MADRID
Tel y Fax 91.448.32.06
www.cronococa.com
e-mail: info@cronococa.com



uan Bravo 17 28006 MADRID
Tel 91.432.27.50
www.gtsport.es
e-mail: info@gtsport.es



BrandsHatch

Circuit of Brands Hatch
On July, 23 - 24

LAP ANALYSIS Free Practices 2

Table with columns for Lap Number, Lap Time, Partial, and Speed for laps 1 through 23. The table is organized into sections for laps 1-3, 2-3, 3-3, 4-3, 5-3, 6-3, 7-3, 8-3, 9-3, 10-3, 11-3, 12-3, 13-3, 14-3, 15-3, 16-3, 17-3, 18-3, 19-3, 20-3, 21-3, 22-3, and 23-3.

Table with 2 columns: Ideal Lap, Lap Time, Partial, Speed. Values: 0'25.187, 0'25.187, 1'00.062, 0'34.875, 1'18.736, 0'18.674

Table with 2 columns: Ideal Lap, Lap Time, Partial, Speed. Values: 0'25.311, 0'25.311, 0'59.933, 0'34.622, 1'18.564, 0'18.631

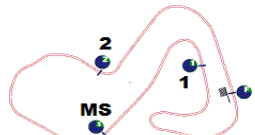
Table with 2 columns: Ideal Lap, Lap Time, Partial, Speed. Values: 0'24.969, 0'24.969, 0'58.972, 0'34.003, 1'17.481, 0'18.509

Table with 2 columns: Ideal Lap, Lap Time, Partial, Speed. Values: 0'25.570, 0'25.570, 1'00.740, 0'35.170, 1'19.838, 0'19.098

Table with 2 columns: Ideal Lap, Lap Time, Partial, Speed. Values: 0'25.281, 0'25.281, 0'59.500, 0'34.219, 1'17.984, 0'18.484

Table with 2 columns: Ideal Lap, Lap Time, Partial, Speed. Values: 0'25.469, 0'25.469, 1'00.201, 0'34.732, 1'18.924, 0'18.723

Table with 2 columns: Ideal Best Lap, Lap Time, Partial, Speed. Values: 0'24.943, 0'24.943, 0'58.946, 0'34.003, 1'17.246, 0'18.300





Brands Hatch

Circuit of Brands Hatch
On July, 23 - 24

LAP ANALYSIS Free Practices 2

Table with columns for Lap, Number, and Lap Time/Partial/Speed for laps 9, 10, 11, 12, 13, and 15. Includes data for various drivers and pit stops.

Table with 2 columns: Ideal Lap, Lap Time/Partial/Speed

Table with 2 columns: Ideal Lap, Lap Time/Partial/Speed

Table with 2 columns: Ideal Lap, Lap Time/Partial/Speed

Table with 2 columns: Ideal Lap, Lap Time/Partial/Speed

Table with 2 columns: Ideal Lap, Lap Time/Partial/Speed

Table with 2 columns: Ideal Lap, Lap Time/Partial/Speed

Table with 2 columns: Ideal Best Lap, Lap Time/Partial/Speed





Brands Hatch

Circuit of Brands Hatch
On July, 23 - 24

LAP ANALYSIS Free Practices 2

Table with columns for Lap Number, Lap, and Speed for drivers 16, 18, 19, 21, 28, and 30. Each driver's data is presented in a grid format with sub-columns for Lap Time, Partial, and Speed.

Table with 2 columns: Ideal Lap, showing lap times for driver 16.

Table with 2 columns: Ideal Lap, showing lap times for driver 18.

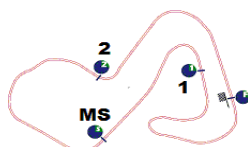
Table with 2 columns: Ideal Lap, showing lap times for driver 19.

Table with 2 columns: Ideal Lap, showing lap times for driver 21.

Table with 2 columns: Ideal Lap, showing lap times for driver 28.

Table with 2 columns: Ideal Lap, showing lap times for driver 30.

Table with 2 columns: Ideal Best Lap, showing the best lap times for all drivers.





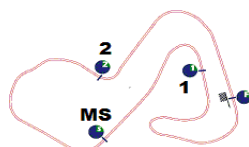
Circuit of Brands Hatch
On July, 23 - 24

LAP ANALYSIS Free Practices 2

Number	33			42		
	Lap Time	Partial	Speed	Lap Time	Partial	Speed
1 ^a - 1	0'35.874	0'35.874	236.324	0'34.428	0'34.428	219.067
1 ^a - 2	1'15.182	0'39.308		1'14.083	0'39.655	
1 ^a - 3	1'36.028	0'20.846		1'39.631	0'25.548	
2 ^a - 1	0'26.529	0'26.529	240.000	0'25.950	0'25.950	238.938
2 ^a - 2	1'02.927	0'36.398		1'02.118	0'36.168	
2 ^a - 3	1'22.647	0'19.720		1'21.538	0'19.420	
3 ^a - 1	0'25.891	0'25.891	240.000	0'25.337	0'25.337	239.468
3 ^a - 2	1'01.497	0'35.606		1'00.699	0'35.362	
3 ^a - 3	1'20.987	0'19.490		1'21.592	0'20.893	
4 ^a - 1	0'25.763	0'25.763	232.259	0'25.461	0'25.461	240.535
4 ^a - 2	1'06.782	0'41.019		1'00.881	0'35.420	
4 ^a - 3	12'49.600	11'42.816	PIT	1'20.141	0'19.260	
5 ^a - 1	0'33.126	0'33.126	238.411	0'26.707	0'26.707	241.072
5 ^a - 2	1'10.180	0'37.054		1'04.863	0'38.156	
5 ^a - 3	1'30.059	0'19.879		11'25.754	10'20.891	PIT
6 ^a - 1	0'25.715	0'25.715	238.938	0'34.901	0'34.901	237.363
6 ^a - 2	1'01.415	0'35.700		1'12.887	0'37.986	
6 ^a - 3	1'20.763	0'19.348		1'33.608	0'20.721	
7 ^a - 1	0'25.639	0'25.639	242.153	0'25.300	0'25.300	240.001
7 ^a - 2	1'00.878	0'35.239		1'00.683	0'35.383	
7 ^a - 3	1'20.108	0'19.230		1'19.681	0'18.998	
8 ^a - 1	0'25.411	0'25.411	240.535	0'25.242	0'25.242	240.535
8 ^a - 2	1'00.545	0'35.134		1'00.081	0'34.839	
8 ^a - 3	1'19.678	0'19.133		1'18.931	0'18.850	
9 ^a - 1	0'25.453	0'25.453	240.535	0'25.313	0'25.313	240.000
9 ^a - 2	1'01.592	0'36.139		1'02.415	0'37.102	
9 ^a - 3	1'21.259	0'19.667		1'21.697	0'19.282	
10 ^a - 1	0'25.709	0'25.709	240.001	0'25.152	0'25.152	241.072
10 ^a - 2	1'01.296	0'35.587		0'59.769	0'34.617	
10 ^a - 3	1'20.555	0'19.259		1'18.432	0'18.663	
11 ^a - 1	0'25.463	0'25.463	238.938	0'25.134	0'25.134	250.000
11 ^a - 2	1'00.501	0'35.038		0'59.380	0'34.246	
11 ^a - 3	1'19.527	0'19.026		1'17.968	0'18.588	
12 ^a - 1	0'25.452	0'25.452	240.001	0'25.891	0'25.891	240.000
12 ^a - 2	1'00.470	0'35.018		1'01.946	0'36.055	
12 ^a - 3	1'19.854	0'19.384		6'10.007	5'08.061	PIT
13 ^a - 1	0'25.343	0'25.343	240.535	0'34.598	0'34.598	241.072
13 ^a - 2	1'00.681	0'35.338		1'14.025	0'39.427	
13 ^a - 3	1'19.876	0'19.195		1'36.700	0'22.675	
14 ^a - 1	0'25.467	0'25.467	241.611	0'25.542	0'25.542	240.000
14 ^a - 2	1'00.335	0'34.868		1'01.808	0'36.266	
14 ^a - 3	1'19.344	0'19.009		1'23.725	0'21.917	
15 ^a - 1	0'25.370	0'25.370	242.153	0'25.362	0'25.362	239.468
15 ^a - 2	1'00.717	0'35.347		1'00.297	0'34.935	
15 ^a - 3	1'20.386	0'19.669		1'19.079	0'18.782	
16 ^a - 1	0'25.659	0'25.659	224.067	0'25.092	0'25.092	239.468
16 ^a - 2	1'29.391	1'03.732		1'00.766	0'35.674	
16 ^a - 3	4'03.827	2'34.436	PIT	1'19.680	0'18.914	
17 ^a - 1	0'34.536	0'34.536	240.535	0'25.192	0'25.192	241.072
17 ^a - 2	1'11.450	0'36.914		0'59.811	0'34.619	
17 ^a - 3	1'31.240	0'19.790		1'18.573	0'18.762	
18 ^a - 1	0'25.768	0'25.768	241.072	0'25.172	0'25.172	238.939
18 ^a - 2	1'01.513	0'35.745		1'02.051	0'36.879	
18 ^a - 3	1'21.149	0'19.636		1'21.319	0'19.268	
19 ^a - 1	0'25.508	0'25.508	242.153	0'25.011	0'25.011	239.468
19 ^a - 2	1'00.734	0'35.226		1'00.295	0'35.284	
19 ^a - 3	1'19.997	0'19.263		3'56.974	2'56.679	PIT
20 ^a - 1	0'25.338	0'25.338	241.072			
20 ^a - 2	1'00.485	0'35.147				
20 ^a - 3	1'19.706	0'19.221				
21 ^a - 1	0'25.309	0'25.309	251.163			
21 ^a - 2	1'00.114	0'34.805				
21 ^a - 3	1'19.048	0'18.934				
22 ^a - 1	0'25.571	0'25.571	241.611			
22 ^a - 2	1'00.520	0'34.949				
22 ^a - 3	1'19.625	0'19.105				
23 ^a - 1	0'28.047	0'28.047				
23 ^a - 2						
23 ^a - 3						

Ideal Lap	
0'25.309	0'25.309
1'00.114	0'34.805
1'19.048	0'18.934

Ideal Lap	
0'25.011	0'25.011
0'59.257	0'34.246
1'17.845	0'18.588





Brands Hatch

Circuit of Brands Hatch
On July, 23 - 24

Free Practices 2 Sectors Results

Sector - 1				Sector - 2				Sector - 3				Ideal Lap vs Best Lap				
Ord.	Nº	Driver	Time	Nº	Driver	Time	Nº	Driver	Time	Ord.	Nº	Driver	Idea Lap	Best Lap	Ord.	
1	11	Jack Clarke	24.943	4	Mirko Bortolotti	34.003	12	Kelvin Snoeks	18.300	1	12	Kelvin Snoeks	1'17.437	1'17.568	1	
2	4	Mirko Bortolotti	24.969	9	Mihai Marinescu	34.021	9	Mihai Marinescu	18.419	2	4	Mirko Bortolotti	1'17.481	1'17.570	2	
3	12	Kelvin Snoeks	24.980	15	Ramon Piñeiro	34.105	28	Benjamin Lariche	18.421	3	9	Mihai Marinescu	1'17.561	1'17.600	3	
4	42	Jordan King	25.011	18	Tobias Hegewald	34.133	6	Miki Monras	18.484	4	11	Jack Clarke	1'17.679	1'17.849	4	
5	28	Benjamin Lariche	25.073	12	Kelvin Snoeks	34.157	15	Ramon Piñeiro	18.491	5	42	Jordan King	1'17.845	1'17.968	7	
6	9	Mihai Marinescu	25.121	11	Jack Clarke	34.215	4	Mirko Bortolotti	18.509	6	15	Ramon Piñeiro	1'17.865	1'17.865	5	
7	21	Thiemo Storz	25.123	16	Mikkel Mac	34.217	11	Jack Clarke	18.521	7	18	Tobias Hegewald	1'17.868	1'17.868	6	
8	18	Tobias Hegewald	25.149	6	Miki Monras	34.219	18	Tobias Hegewald	18.586	8	28	Benjamin Lariche	1'17.910	1'18.040	9	
9	19	Christopher Zanella	25.181	42	Jordan King	34.246	42	Jordan King	18.588	9	6	Miki Monras	1'17.984	1'17.984	8	
10	2	James Cole	25.187	28	Benjamin Lariche	34.416	3	Armaan Ebrahim	18.631	10	16	Mikkel Mac	1'18.222	1'18.763	13	
11	15	Ramon Piñeiro	25.269	21	Thiemo Storz	34.417	2	James Cole	18.674	11	21	Thiemo Storz	1'18.345	1'18.382	10	
12	6	Miki Monras	25.281	10	Maxim Snegirev	34.435	16	Mikkel Mac	18.698	12	19	Christopher Zanella	1'18.455	1'18.839	14	
13	16	Mikkel Mac	25.307	19	Christopher Zanella	34.480	10	Maxim Snegirev	18.701	13	3	Armaan Ebrahim	1'18.564	1'18.564	11	
14	33	Parthiva Sureshwarer	25.309	3	Armaan Ebrahim	34.622	8	Plamen Kralev	18.723	14	10	Maxim Snegirev	1'18.567	1'18.714	12	
15	3	Armaan Ebrahim	25.311	8	Plamen Kralev	34.732	19	Christopher Zanella	18.794	15	2	James Cole	1'18.736	1'18.878	15	
16	10	Maxim Snegirev	25.431	33	Parthiva Sureshwarer	34.805	21	Thiemo Storz	18.805	16	8	Plamen Kralev	1'18.924	1'18.951	16	
17	8	Plamen Kralev	25.469	13	Jose Luis Abadin	34.827	13	Jose Luis Abadin	18.873	17	33	Parthiva Sureshwarer	1'19.048	1'19.048	17	
18	13	Jose Luis Abadin	25.523	2	James Cole	34.875	33	Parthiva Sureshwarer	18.934	18	13	Jose Luis Abadin	1'19.223	1'19.358	18	
19	5	Alex Brundle	25.570	5	Alex Brundle	35.170	5	Alex Brundle	19.098	19	5	Alex Brundle	1'19.838	1'20.190	19	
20	30	Sunghak Mun	25.625	30	Sunghak Mun	35.710	30	Sunghak Mun	19.119	20	30	Sunghak Mun	1'20.454	1'20.698	20	



Santísima Trinidad 30 28010 MADRID
Tel y Fax 91.448.32.06
www.cronococa.com
e-mail: info@cronococa.com



Juan Bravo 17 28006 MADRID
Tel 91.432.27.50
www.gtssport.es
e-mail: info@gtssport.es



BrandsHatch

Circuit of Brands Hatch

On July, 23 - 24

Free Practices 2 MAXIMUM SPEED

Ord.	Nº	Driver	Nat.	Primary Sponsor	Km/h
1	18	Tobias Hegewald	DEU	Team Silverlining Convergence	253.522
2	28	Benjamin Lariche	FRA	Quick	253.522
3	6	Miki Monras	ESP	Paddock Boulevard	252.928
4	11	Jack Clarke	GBR	APO / KSS	252.337
5	10	Maxim Snegirev	RUS	Klaxon	252.337
6	3	Armaan Ebrahim	IND	JK Racing	252.337
7	33	Parthiva Sureshwaren	IND	Lycamobile	251.163
8	12	Kelvin Snoeks	NED	HDI - Gerling	250.581
9	21	Thiemo Storz	DEU	Darsena Management	250.001
10	16	Mikkel Mac	DEN	BM Steel Construction	250.001
11	2	James Cole	GBR	Comma	250.001
12	4	Mirko Bortolotti	ITA	Bortolotti Construzioni	250.000
13	42	Jordan King	GBR	Hugo Boss	250.000
14	15	Ramon Piñeiro	ESP	Movimiento I'm Possible	249.423
15	19	Christopher Zanella	CHE	Star	249.423
16	9	Mihai Marinescu	ROM	Brasov Romania	248.848
17	13	Jose Luis Abadin	ESP	Racing for Galicia	247.707
18	8	Plamen Kralev	BUL	M-tel	245.455
19	30	Sunghak Mun	KOR	Sung Kyun Kwan University	242.697
20	5	Alex Brundle	GBR	GAC	240.535



Santísima Trinidad 30 28010 MADRID
Tel y Fax 91.448.32.06
www.cronococa.com
e-mail: info@cronococa.com



Juan Bravo 17 28006 MADRID
Tel 91.432.27.50
www.gtsport.es
e-mail: info@gtsport.es



Circuit of Brands Hatch
On July, 23 - 24

Private practices RESULTS

Ord.	Nº	Driver	Nat.	Primary Sponsor	Laps	Laps 1	Best 1	Time-1	Laps 2	Best 2	Time-2	Time	Km/h.
1	4	Mirko Bortolotti	ITA	Bortolotti Construzioni	39	21	18	1'17.352	18	16	1'17.570	1'17.352	172.339
2	12	Kelvin Snoeks	NED	HDI - Gerling	44	24	17	1'18.646	20	12	1'17.568	1'17.568	171.860
3	9	Mihai Marinescu	ROM	Brasov Romania	51	29	17	1'18.289	22	22	1'17.600	1'17.600	171.789
4	11	Jack Clarke	GBR	APO / KSS	50	27	24	1'18.082	23	21	1'17.849	1'17.849	171.239
5	15	Ramon Piñeiro	ESP	Movimiento I'm Possible	38	19	15	1'18.848	19	19	1'17.865	1'17.865	171.204
6	18	Tobias Hegewald	DEU	Team Silverlining Convergence	46	27	26	1'18.097	19	19	1'17.868	1'17.868	171.197
7	42	Jordan King	GBR	Hugo Boss	44	24	22	1'18.564	20	12	1'17.968	1'17.968	170.978
8	6	Miki Monras	ESP	Paddock Boulevard	49	27	20	1'18.630	22	22	1'17.984	1'17.984	170.943
9	28	Benjamin Lariche	FRA	Quick	46	28	12	1'18.719	18	18	1'18.040	1'18.040	170.820
10	10	Maxim Snegirev	RUS	Klaxon	51	27	25	1'18.181	24	20	1'18.714	1'18.181	170.512
11	21	Thiemo Storz	DEU	Darsena Management	45	23	22	1'18.807	22	21	1'18.382	1'18.382	170.075
12	5	Alex Brundle	GBR	GAC	28	25	17	1'18.415	3	3	1'20.190	1'18.415	170.003
13	3	Armaan Ebrahim	IND	JK Racing	47	24	20	1'19.483	23	15	1'18.564	1'18.564	169.681
14	2	James Cole	GBR	Comma	50	26	25	1'18.703	24	12	1'18.878	1'18.703	169.381
15	16	Mikkel Mac	DEN	BM Steel Construction	49	29	23	1'19.216	20	20	1'18.763	1'18.763	169.252
16	19	Christopher Zanella	CHE	Star	51	28	27	1'19.582	23	17	1'18.839	1'18.839	169.089
17	8	Plamen Kralev	BUL	M-tel	44	22	14	1'19.331	22	21	1'18.951	1'18.951	168.849
18	33	Parthiva Sureshwarer	IND	Lycamobile	49	26	18	1'19.501	23	22	1'19.048	1'19.048	168.642
19	13	Jose Luis Abadin	ESP	Racing for Galicia	49	27	27	1'19.656	22	22	1'19.358	1'19.358	167.983
20	30	Sunghak Mun	KOR	Sung Kyun Kwan University	35	23	17	1'20.488	12	7	1'20.698	1'20.488	165.625

Circuit of Brands Hatch on July 22, 2011

At 16:14

RACE DIRECTOR

TIMEKEEPER



Santísima Trinidad 30 28010 MADRID
Tel y Fax 91.448.32.06
www.cronococa.com
e-mail: info@cronococa.com



Juan Bravo 17 28006 MADRID
Tel 91.432.27.50
www.gtssport.es
e-mail: info@gtssport.es